

FEDERAL PRIVACY LAW and DATA SHARING

Bay Region Dual Enrollment Professional Development

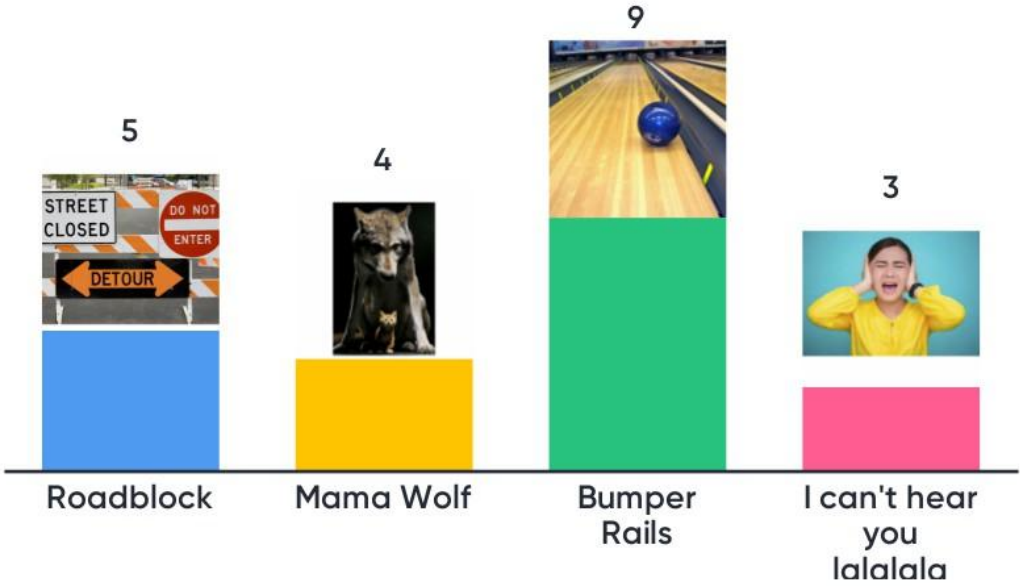
Cabrillo College April 12, 2019

Naomi Castro

Director

Career Ladders Project

Choose a visual representation of FERPA based on your experience



What do you really want to know about FERPA?

F-E-R-P-A what does it even stand for? I'm a newbie

Can a high share IEP information with a community college after the student has signed the FERPA agreement?

Does it concern me as a high school teacher?

A summary in bullet points and simplified wording

does the law continually change? wondering if we need to keep updated or if it's been in place but hasn't changed much

Is FERPA valid if the teacher is both the HS teacher and the college prof? What are the rules then?

What if student cannot remember their student ID? Am I allowed to tell them?

Are there any differences between how FERPA impacts community college faculty going into highschools versus high school faculty who are teaching college courses

Available Resource

DUAL ENROLLMENT

Federal Privacy Law Related to Dual Enrollment—Strategies for Coordinators

Best Resource for FERPA



Protecting Student Privacy

U.S. DEPARTMENT OF EDUCATION

A Service of the Privacy Technical Assistance Center and the Student Privacy Policy Office

FERPA: the Family Educational Rights and Privacy Act

- Protects student privacy in federally funded institutions
- Transfers rights from parents to students
 - At age 18 *or* when they enroll in college.
- Permits higher education institutions to disclose students' education records to parents *who claim the students as dependents for federal tax purposes.*

FERPA

How can institutions share data?

- Written consent - a FERPA waiver
- Exceptions
- Health and safety

FERPA - Exceptions

1. Directory information
2. School officials
3. Other schools or institutions

FERPA - Exceptions

4. Audits and evaluations
5. Studies
6. Health and Safety

Data Sharing - Why

1. Program Improvement
 - a. Classroom
 - b. Process
 - c. Supports
2. Troubleshoot
3. Support Instructors

Data Sharing - How

1. Agreement - mandated by AB 288
2. Disaggregated? Anonymized? De-identified?
3. Publically available
 - a. Datamart
 - b. Dashboard
4. Talking

Data Mart Tutorial

How to Find Special Admit Student Status Enrollment Tutorial

California Community Colleges Chancellor's Office
Management Information Systems Data Mart

Home | Students | Courses | Student Services | Outcomes | Faculty & Staff

- Students/Headcounts**
Reports showing student counts, with demographic breakdowns by:
 - Academic Year Student Count
 - Enrollment Status**
 - Day/Evening Status
 - Full-time/Part-time Status
 - Citizenship Status
 - Education Status
 - Full-time Equivalent Student (FTES) Counts
 - Distance Education (DE) Full-time Equivalent Student (FTES) Counts
- Student Services**
Reports showing student counts, with demographic breakouts if desired, for students who are participants in programs and or services overseen by the Student Services Division of the Chancellor's Office:
 - Student Assessment Summary by Instrument ID
 - California Work Opportunity and Responsibility to Kids (CalWORKs)
 - Disabled Student Program and Services (DSPS)
 - Extended Opportunity Program and Services (EOPS)
 - Financial Aid
 - Matriculation
 - Special Population/Group Student Count
 - Student Success Services Student Count
- Outcomes**
Reports showing student outcomes in enrollments and programs, with demographic breakouts if desired, by:
 - Basic Skills Cohort Progress Tracker
 - Enrollment Retention and Success Rate
 - Grade Distribution
 - Program Awards
 - Student Success Scorecard Metrics
 - Student Success Scorecard Skills Builder Metric
 - Transfer Velocity
 - System Wage Tracker
 - College Wage Tracker
 - Transfer Volume

Tutorial developed by Diane Walker

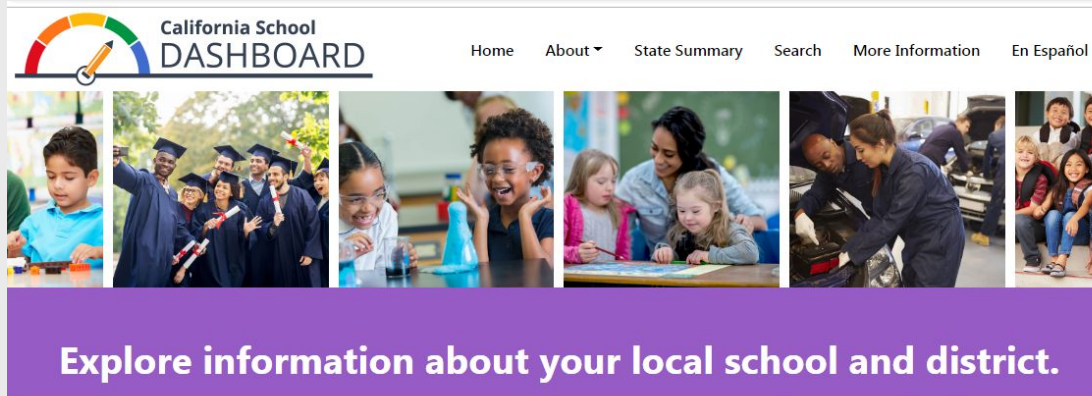
- Director Industry Liaison and Post Secondary Partnerships, Antelope Valley Unified School District

Data Mart Example - El Camino College

	Spring 2017	Spring 2017	Spring 2018	Spring 2018
	Student Count	Student Count (%)	Student Count	Student Count (%)
El Camino CCD Total	22,446	100.00 %	22,932	100.00 %
First-Time Student	1,126	5.02 %	1,054	4.60 %
First-Time Transfer Student	1,208	5.38 %	1,334	5.82 %
Returning Student	2,001	8.91 %	2,115	9.22 %
Continuing Student	17,466	77.81 %	17,440	76.05 %
Uncollected/Unreported			3	0.01 %
Special Admit Student	645	2.87 %	986	4.30 %

School Accountability Dashboard Tutorial

How to navigate California's new dashboard for viewing data on college- and career-readiness




Tutorial developed by Kim Irons

- Linked Learning Pathways Specialist, Centinela Valley Union High School District

AB 288 Reports

College and Career Access Pathways (CCAP) Partnerships

 California Community Colleges

CCAP Dual Report
Fiscal Years: 2016-17

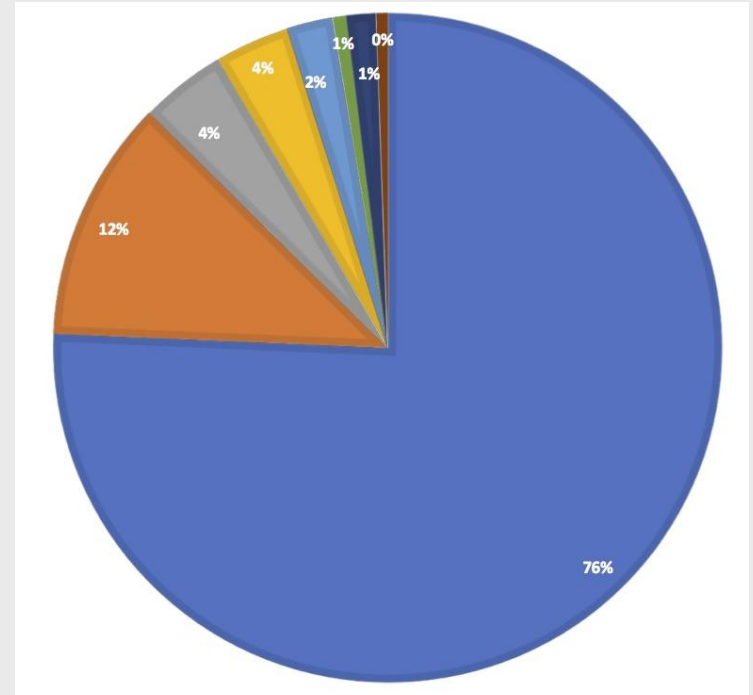
Please scan and email all reports to CCAPP@cccco.edu
Do NOT mail hard copies

Reports are DUE: October 1, 2018

AB 288 Reports - Sample from Los Angeles

AB 288 reports - 9 colleges from multiple districts in the Los Angeles Area

- Latino - 76%
- Unknown - 12%
- African American - 4%
- Asian - 4%
- White - 2%
- Amer. Indian/Alaska Native - 1%
- Native Hawaiian/Pacific Islander - 1%
- Two or more >1%



Homegrown Data

- Santa Rosa Junior College - [data dashboard](#)
- El Camino College

El Camino College
Dual Enrollment Student Profile and
Course Outcomes

Fall 2016 to Spring 2017

